




**Town of Bartonville
Monthly Financial Report
(period ending Oct. 2018)**

-Five new residence permits were issued in October which lead to an above average collection in permit fees of \$22,123 (100-4114)

-The Town's employee vacation liability has been reduced to where all employees are now under 120 hours of vacation (100-20-5008)

Year-To-Date Budget Report



Town of Bartonville Cash and Fund Balance Report as of October 31, 2018

Name	Fund #	Cash Balance	Fund Balance*
General	100	\$699,204	\$695,014
Reserve	150	\$307,873	\$307,873
Wastewater	160	\$10,926	\$10,926
Street Maintenance	170	\$557,400	\$513,369
Economic Development Liability	180	\$105,298	\$105,298
Interest & Sinking	200	\$6,302	\$6,302
Court Security	210	\$2,887	\$2,887
Court Technology	220	\$4,153	\$4,153
Capital Improvement	300	\$62,835	\$62,835
Vehicle and Equipment Replacement	301	\$13,439	\$13,439
Community Development	800	\$423,105	\$445,477
Crime Prevention	900	\$42,778	\$50,220
TOTAL		\$2,236,200	\$2,217,793

*Fund Balance does not include fixed assets

Town of Bartonville
 Balance Sheet
 As of October 31, 2018

11/9/2018 1:37 PM

Account Type	Account Number	Description	Balance	Total
100 - General Fund				
Assets				
	100-1000	Consolidated Cash Equity - General Fund	699,204.17	
	100-1003	Economic Development Tax Grants	0.00	
	100-1051	Petty Cash-Town Hall	0.00	
	100-1053	Petty Cash-NS Spirit Day	0.00	
	100-1054	Petty Cash-Municipal Court	0.00	
	100-1100	Accounts Receivable	0.00	
	100-1150	Tax Receivable	0.00	
	100-1155	Property Tax Receivable	0.00	
	100-1190	Employee Receivable	0.00	
	100-1400	Inventory	0.00	
	100-1610	Buildings	0.00	
	100-1620	Land	0.00	
	100-1621	Landscaping	0.00	
	100-1650	Computer-Office Equipment	0.00	
	100-1655	Office Furniture & Fixtures	0.00	
	100-1660	Police Equipment	0.00	
	100-1710	Public Works	0.00	
	100-1800	Accumulated Depreciation	0.00	
	100-1920	Prepaid Expense	0.00	
	100-1930	Receivable Overpayment Sev.	0.00	
	100-1990	Undeposited Funds	0.00	
	100-1999	Pass Thru Revenue	0.00	
	Total Assets		<u>699,204.17</u>	<u>699,204.17</u>

Town of Bartonville
 Balance Sheet
 As of October 31, 2018

11/9/2018 1:37 PM

Account Type	Account Number	Description	Balance	Total
100 - General Fund				
Liabilities				
	100-2000	Accounts Payable	(6,064.87)	
	100-2001	Accounts Payable to be closed out from conversion	0.00	
	100-2003	Year End Auditor Payables	0.00	
	100-2004	Police Department Retirement	0.00	
	100-2005	Sales Tax	0.00	
	100-2006	TMRS Payable	8,303.04	
	100-2012	FICA Payable	(0.01)	
	100-2015	Unemployment - TWC Payable	0.00	
	100-2019	AFLAC - Employee Contribution Payable	0.00	
	100-2026	Accrued Vacation/Comp	0.00	
	100-2028	Dependent Insurance Payable	(31.55)	
	100-2029	Deferred Comp Payable	0.00	
	100-2030	New York Life	0.12	
	100-2031	Federal Income Tax (FIT) Payable	0.00	
	100-2035	Wages Payable	0.00	
	100-2041	Court Fines/Fees Collection Fees	0.00	
	100-2049	Collections Agency Fee	0.00	
	100-2051	State Fee	2,559.90	
	100-2064	Child Safety Funds	0.00	
	100-2073	Tx Seatbelt State Payables	0.00	
	100-2074	Warrant Fees Payable	0.00	
	100-2075	Deferred Revenue	0.00	
	100-2202	Due To Crime Prevention	0.00	
	100-2203	Due To Fixed Assets	0.00	
	100-2204	Due To Reserve Fund	0.00	
	100-2205	Due To Wastewater	0.00	
	100-2206	Due To Street Maintenance	0.00	
	100-2207	Due To I&S Fund	0.00	
	100-2208	Due To Court Security Fund	0.00	
	100-2209	Due To Court Technology Fund	0.00	
	100-2210	Due To Capital Improvement	0.00	
	100-2211	Due To Vehicle & Equipment Replacement Fund	0.00	
	100-2212	Due To General Long Term Debt	0.00	
	100-2213	Due To Bartonville Community Development	0.00	
	100-2540	Accrued Interest Payable	0.00	

Town of Bartonville
 Balance Sheet
 As of October 31, 2018

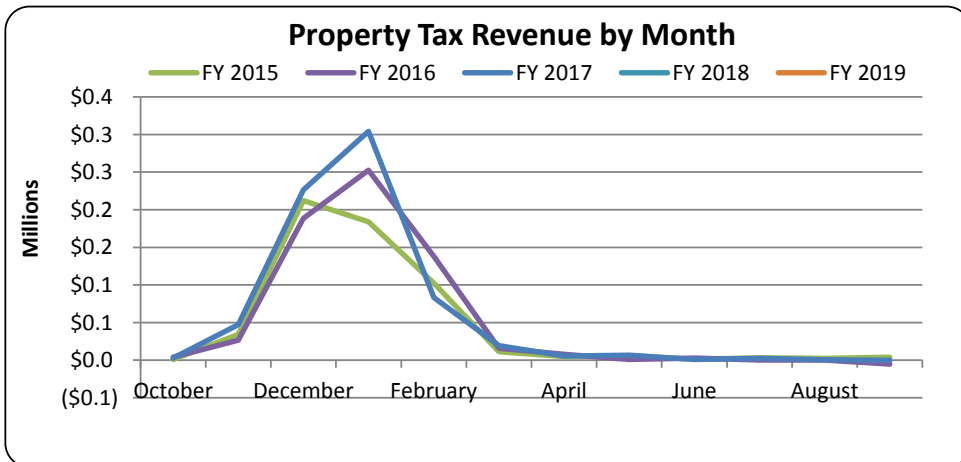
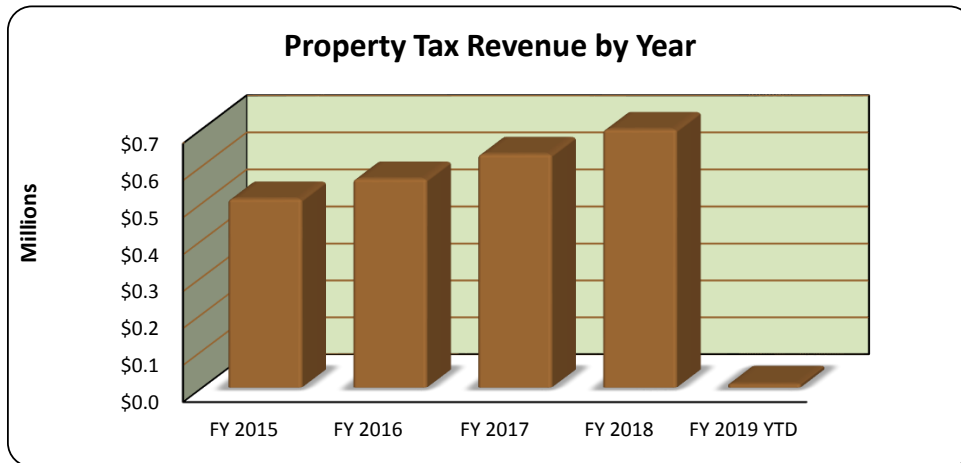
11/9/2018 1:37 PM

Account Type	Account Number	Description	Balance	Total
100 - General Fund				
Liabilities				
	100-2550	Accrued Wages	0.00	
	100-2567	Bonds Escrow Liability	0.00	
	100-2568	Bond Refund Payable	0.00	
	100-2570	Building Permit Deposit Refund Payable	0.00	
	100-2571	Building Permit Deposit Liability	0.00	
	100-2795	PD - Restricted Donations LEOSE	945.41	
	100-2796	P D - Restricted Donations	0.00	
	100-2820	Unearned Revenues	0.00	
	100-2835	Payable to Eco Development Corp	(522.14)	
	100-2840	Payable to ED Tax Grants	0.00	
	100-2841	Lacey Oaks Substation Legal Fees	0.00	
	100-2845	TML PD/Veh Ins Claim Proceeds	0.00	
	100-2850	TML Property Ins Claim proceeds	0.00	
	100-2900	Bank Rec Pass Through	0.00	
	Total Liabilities		<u>5,189.90</u>	
Fund Balance				
	100-3000	Fund Balance	<u>0.00</u>	
	Total Fund Balance		<u>0.00</u>	
	Fund Balance Total		0.00	
	Current Year Increase (Decrease)		<u>694,014.27</u>	
	Total Fund Balance/Equity		<u>694,014.27</u>	
	Total Liabilities & Fund Balance			<u><u>699,204.17</u></u>



Property Tax Revenue General Fund FY 2018-2019

Month Received	FY 2015 Received	FY 2016 Received	FY 2017 Received	FY 2018 Received	FY 2019 YTD Received	Difference to FY 2018	Variance to FY 2018
October	\$13,522	\$958	\$4,107	\$2,960	\$10,819	\$7,859	265.5%
November	28,428	34,117	26,562	47,245			
December	209,954	212,125	188,437	226,312			
January	175,804	183,779	252,529	304,190			
February	58,815	102,179	137,806	83,148			
March	12,830	11,131	15,838	19,099			
April	3,726	4,689	7,908	5,580			
May	2,139	5,743	941	6,731			
June	618	1,099	2,945	1,069			
July	1,660	3,109	17	2,295			
August	1,570	2,471	20	439			
September	2,347	3,931	(5,310)	(189)			
Total	\$511,413	\$565,331	\$631,800	\$698,879	\$10,819	\$7,859	265.5%

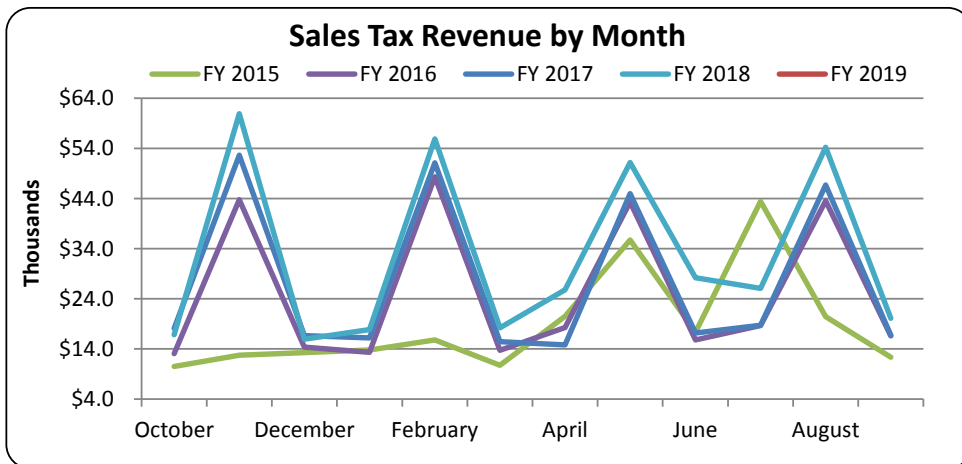
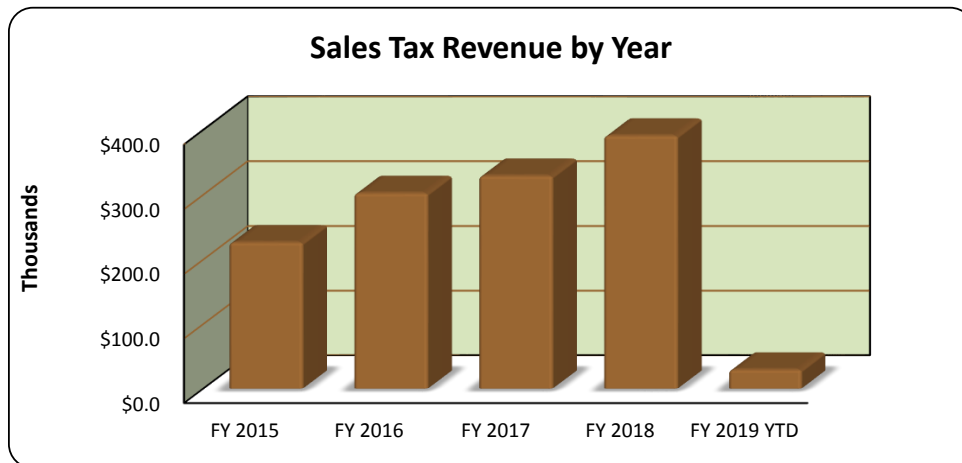




Sales Tax Revenue General Fund FY 2018-2019

Month Received	FY 2015 Received	FY 2016 Received	FY 2017 Received	FY 2018 Received	FY 2019 YTD Received	Difference to FY 2018	Variance to FY 2018
October	\$10,504	\$13,053	\$18,108	\$16,817	\$29,518	\$12,701	75.5%
November	12,775	43,778	52,644	60,915			
December	13,289	14,355	16,627	15,938			
January	13,772	13,318	16,167	17,865			
February	15,800	48,335	51,143	55,867			
March	10,750	13,726	15,446	18,190			
April	20,505	18,240	14,802	25,773			
May	35,724	43,285	44,996	51,169			
June	17,356	15,784	17,193	28,193			
July	43,420	18,667	18,711	26,048			
August	20,459	43,510	46,694	54,247			
September	12,340	16,585	16,715	20,126			
Total	\$226,694	\$302,636	\$329,246	\$391,148	\$29,518	\$12,701	75.5%

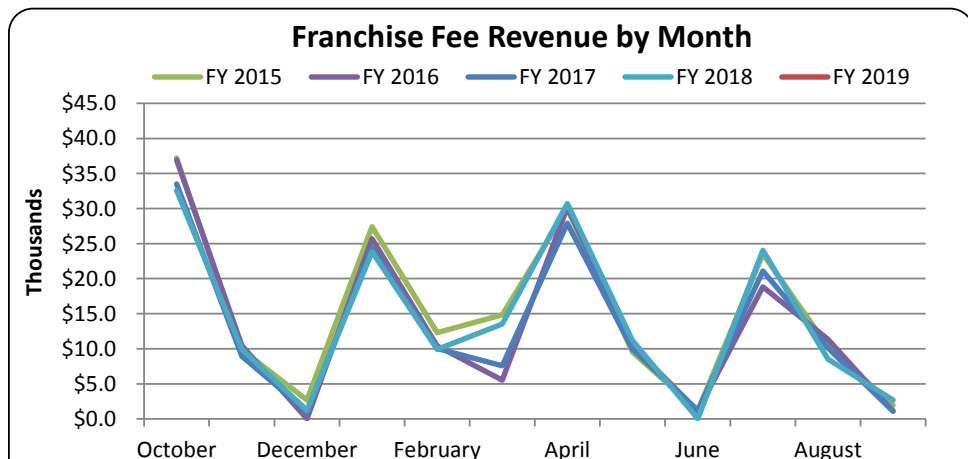
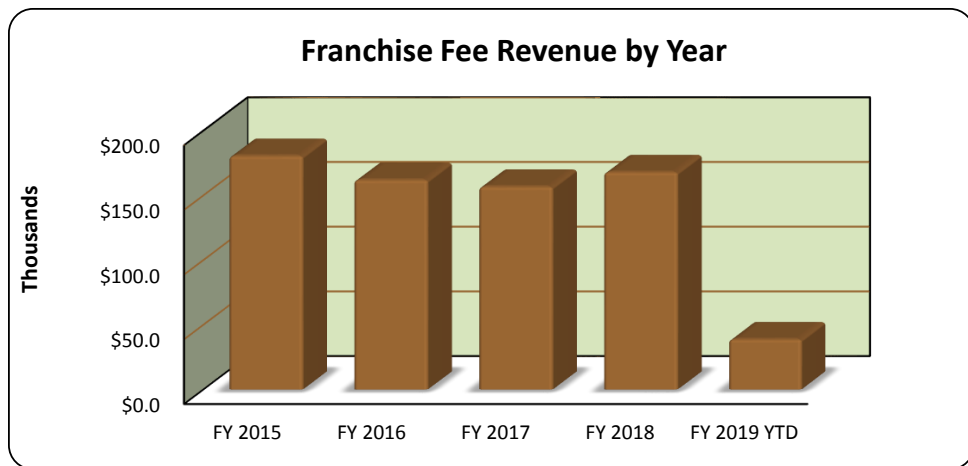
Special Note: The latest entry for the current fiscal year is listed in the month the tax was collected by the merchant. This amount is not received by the Town until two months later. By tracking information in this manner, the report and analysis will match the Town's Fiscal Year.



**Franchise Fee Revenue
General Fund
FY 2018-2019**

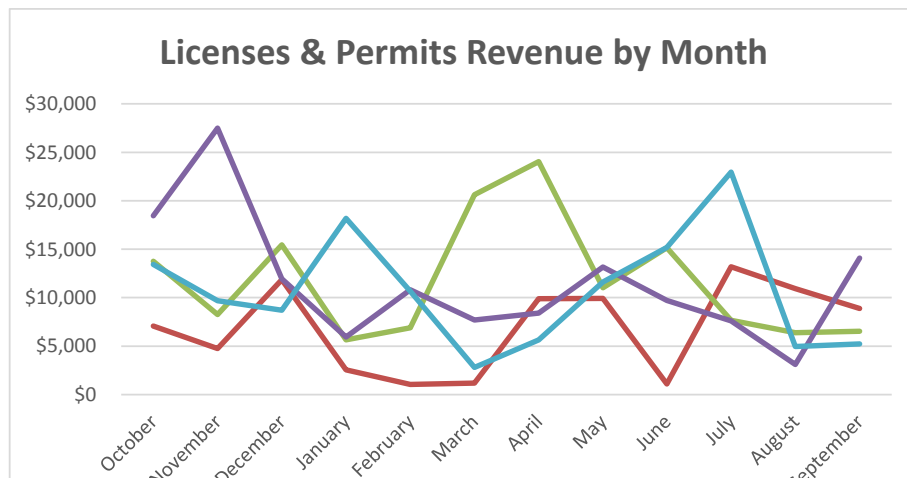
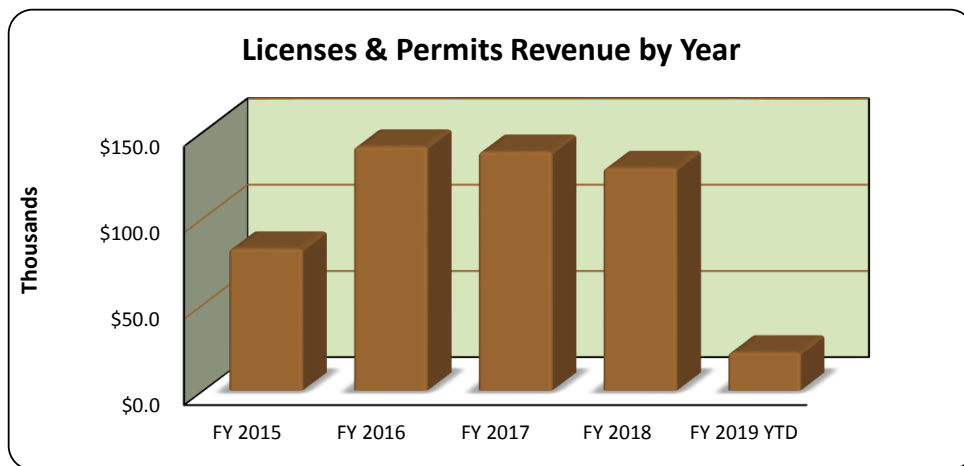
Month Received	FY 2015 Received	FY 2016 Received	FY 2017 Received	FY 2018 Received	FY 2019 YTD Received	Difference to FY 2018	Variance to FY 2018
October	\$37,200	\$36,925	\$33,503	\$32,582	\$38,889	\$6,307	18.8%
November	9,814	10,447	8,946	9,905			
December	2,662	0	1,061	1,206			
January	27,407	25,685	24,339	23,827			
February	12,298	10,417	10,053	9,919			
March	14,859	5,534	7,568	13,529			
April	29,957	30,147	27,902	30,686			
May	9,560	10,480	9,948	11,177			
June	1,182	1,128	1,208	17			
July	23,494	18,814	21,080	24,025			
August	10,272	11,365	10,126	8,528			
September	1,954	1,136	1,088	2,682			
Total	\$180,659	\$162,078	\$156,822	\$168,083	\$38,889	\$6,307	19.4%

Special Note: Franchise Fees are typically received on a quarterly basis.



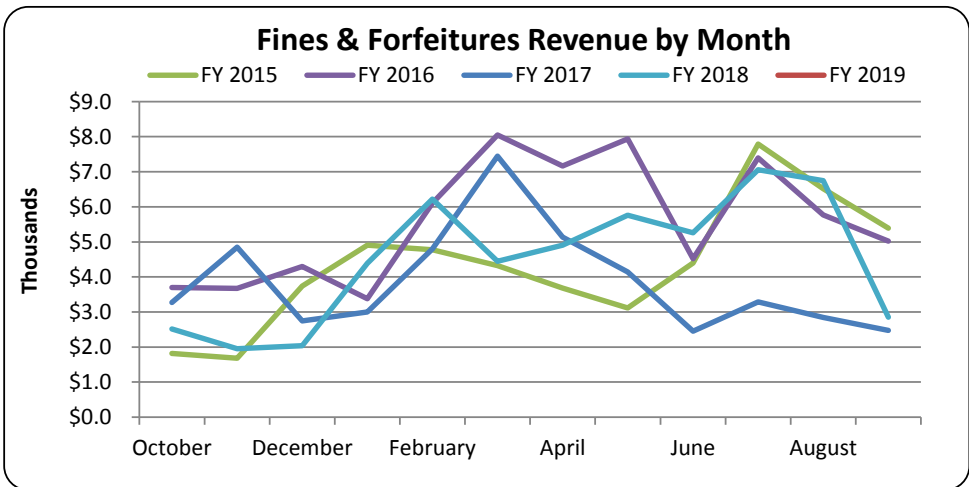
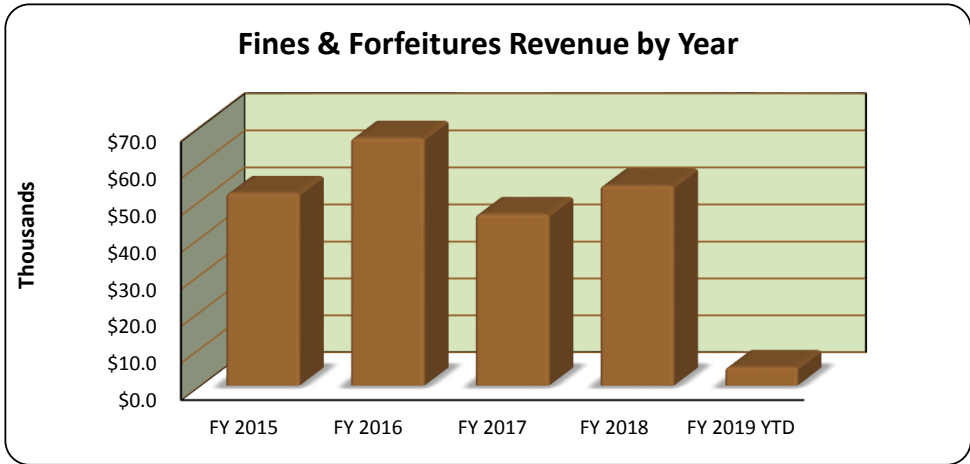
**Licenses & Permits Revenue
General Fund
FY 2018-2019**

Month Received	FY 2015 Received	FY 2016 Received	FY 2017 Received	FY 2018 Received	FY 2019 YTD Received	Difference to FY 2018	Variance to FY 2018
October	\$7,071	\$13,765	\$18,458	\$13,418	\$22,123	\$8,705	64.9%
November	4,750	8,254	27,491	9,687			
December	11,859	15,449	11,950	8,710			
January	2,557	5,649	5,944	18,170			
February	1,050	6,889	10,821	10,655			
March	1,200	20,626	7,705	2,805			
April	9,899	24,034	8,404	5,631			
May	9,937	11,032	13,160	11,604			
June	1,090	15,141	9,715	15,196			
July	13,186	7,678	7,594	22,952			
August	10,920	6,401	3,110	4,960			
September	8,883	6,524	14,096	5,226			
Total	\$82,402	\$141,442	\$138,448	\$129,014	\$22,123	\$8,705	64.9%



**Fines & Forfeitures Revenue
General Fund
FY 2018-2019**

Month Received	FY 2015 Received	FY 2016 Received	FY 2017 Received	FY 2018 Received	FY 2019 YTD Received	Difference to FY 2018	Variance to FY 2018
October	\$1,820	\$3,695	\$3,270	\$2,514	\$5,007	\$2,493	76.2%
November	1,681	3,674	4,851	1,952			
December	3,738	4,294	2,748	2,041			
January	4,905	3,378	2,998	4,390			
February	4,778	6,109	4,796	6,218			
March	4,325	8,049	7,445	4,448			
April	3,679	7,167	5,137	4,905			
May	3,113	7,940	4,145	5,759			
June	4,399	4,517	2,452	5,263			
July	7,790	7,394	3,291	7,057			
August	6,514	5,768	2,840	6,749			
September	5,389	5,019	2,475	2,848			
Total	\$52,131	\$67,004	\$46,448	\$54,144	\$5,007	\$2,493	99.2%



Town of Bartonville
 Financial Statement
 As of October 31, 2018

100 - General Fund	Current Month Actual	YTD Actual	Annual Budget	% of Budget	Budget Remaining
Revenue Summary					
Other/Transfer	1,573.76	1,573.76	144,000.00	1.09%	142,426.24
Property Taxes	10,819.82	10,819.82	760,463.00	1.42%	749,643.18
Sales Tax	29,518.06	29,518.06	380,000.00	7.77%	350,481.94
Permits	22,123.40	22,123.40	110,000.00	20.11%	87,876.60
Franchise Fees	38,889.41	38,889.41	164,500.00	23.64%	125,610.59
Development Fees	2,850.00	2,850.00	4,900.00	58.16%	2,050.00
Municipal Court	5,007.89	5,007.89	60,000.00	8.35%	54,992.11
Revenue Totals	<u>110,782.34</u>	<u>110,782.34</u>	<u>1,623,863.00</u>	<u>6.82%</u>	<u>1,513,080.66</u>
Expense Summary					
Salary & Benefits	37,212.86	37,212.86	626,947.00	5.94%	589,734.14
Other	10.00	10.00	50,150.00	0.02%	50,140.00
Contracted Service	4,763.98	4,763.98	179,458.00	2.65%	174,694.02
Supplies	12,646.50	12,646.50	62,500.00	20.23%	49,853.50
Lantana Town Center Grant	3,051.86	3,051.86	175,000.00	1.74%	171,948.14
Maintenance	1,644.76	1,644.76	60,500.00	2.72%	58,855.24
Transfer	0.00	0.00	469,308.00	0.00%	469,308.00
Capital	0.00	0.00	0.00	0.00%	0.00
Not Categorized	0.00	0.00	0.00	0.00%	0.00
Expense Totals	<u>59,329.96</u>	<u>59,329.96</u>	<u>1,623,863.00</u>	<u>3.65%</u>	<u>1,564,533.04</u>

Town of Bartonville
 Financial Statement
 As of October 31, 2018

100 - General Fund	Current Month Actual	YTD Actual	Annual Budget	% of Budget	Budget Remaining
Other/Transfer					
100-4001 Past Fiscal Years	0.00	0.00	125,000.00	0.00%	125,000.00
100-4065 Administration Services	103.66	103.66	2,900.00	3.57%	2,796.34
100-4090 General Revenue	0.00	0.00	0.00	0.00%	0.00
100-4116 Permits:Royalties/Other Income	0.00	0.00	0.00	0.00%	0.00
100-4130 Child Safety Collected	0.00	0.00	2,000.00	0.00%	2,000.00
100-4248 EDC Interest Earned	0.00	0.00	0.00	0.00%	0.00
100-4250 Interest Earned	1,470.10	1,470.10	8,000.00	18.38%	6,529.90
100-4402 CoServ Grant	0.00	0.00	0.00	0.00%	0.00
100-4705 Sale of Surplus	0.00	0.00	0.00	0.00%	0.00
100-4710 Mowing/Demo Fees	0.00	0.00	0.00	0.00%	0.00
100-4720 TOB/CTWSC Agreement Payment	0.00	0.00	0.00	0.00%	0.00
100-4725 Transfer from BCCPD	0.00	0.00	1,000.00	0.00%	1,000.00
100-4730 Transfer from BCDC	0.00	0.00	5,000.00	0.00%	5,000.00
100-4850 NSF Fees	0.00	0.00	100.00	0.00%	100.00
100-4920 General Fund Transfer -Tax Note	0.00	0.00	0.00	0.00%	0.00
100-4925 FM ILA - Transfer to Street	0.00	0.00	0.00	0.00%	0.00
100-4930 Hat Creek Construction Costs	0.00	0.00	0.00	0.00%	0.00
100-4999 Transfer In	0.00	0.00	0.00	0.00%	0.00
Other/Transfer Totals	<u>1,573.76</u>	<u>1,573.76</u>	<u>144,000.00</u>	<u>1.09%</u>	<u>142,426.24</u>
Property Taxes					
100-4002 Ad Valorem Current O & M	10,714.12	10,714.12	755,463.00	1.42%	744,748.88
100-4003 Ad Valorem Pent & Int	7.83	7.83	2,500.00	0.31%	2,492.17
100-4010 Ad Valorem Deliquent	97.87	97.87	2,500.00	3.91%	2,402.13
Property Taxes Totals	<u>10,819.82</u>	<u>10,819.82</u>	<u>760,463.00</u>	<u>1.42%</u>	<u>749,643.18</u>
Sales Tax					
100-4025 Sales Tax Revenue	20,075.92	20,075.92	350,000.00	5.74%	329,924.08
100-4060 Mixed Beverage Allocation	<u>9,442.14</u>	<u>9,442.14</u>	<u>30,000.00</u>	<u>31.47%</u>	<u>20,557.86</u>

Sales Tax Totals	29,518.06	29,518.06	380,000.00	7.77%	350,481.94
Permits					
100-4039 Right of Way (ROW) Revenue	0.00	0.00	0.00	0.00%	0.00
100-4101 Permits:Accessory Bldg Permit	220.00	220.00	0.00	0.00%	(220.00)
100-4103 Permits:Business C of O Permits	0.00	0.00	1,000.00	0.00%	1,000.00
100-4104 Permits:Commercial Bldg Permits	750.00	750.00	4,000.00	18.75%	3,250.00
100-4105 Permits:Contractor Registration	500.00	500.00	4,000.00	12.50%	3,500.00
100-4106 Permits:Culvert/Driveway Permit	0.00	0.00	0.00	0.00%	0.00
100-4107 Permits:Gas Well Inspection Fees	0.00	0.00	29,200.00	0.00%	29,200.00
100-4108 Permits:Health/Food Permits	300.00	300.00	6,000.00	5.00%	5,700.00
100-4109 Permits:Mobile/Utility/Other	0.00	0.00	0.00	0.00%	0.00
100-4110 Permits:Oil/Gas Drilling Permit	0.00	0.00	0.00	0.00%	0.00
100-4111 Permits:Pool Permit Fees	0.00	0.00	0.00	0.00%	0.00
100-4112 Permits:Red Tag Fees	0.00	0.00	500.00	0.00%	500.00
100-4113 Permits:Remodel/Addition Permit	0.00	0.00	0.00	0.00%	0.00
100-4114 Permits:Residential Bldg Permits	18,438.40	18,438.40	58,850.00	31.33%	40,411.60
100-4115 Permits:ROW Permit/License	0.00	0.00	0.00	0.00%	0.00
100-4117 Permits:Septic Permit Fee	1,840.00	1,840.00	6,000.00	30.67%	4,160.00
100-4118 Permits:Sign or Tree Permits	75.00	75.00	300.00	25.00%	225.00
100-4119 Permits:Special Event/Race Permit	0.00	0.00	50.00	0.00%	50.00
100-4120 Permits:Truck Permit	0.00	0.00	100.00	0.00%	100.00
100-4121 Permits:Water Well/Sprinkler	0.00	0.00	0.00	0.00%	0.00
Permits Totals	22,123.40	22,123.40	110,000.00	20.11%	87,876.60
Franchise Fees					
100-4041 Electric/Gas Franchise Fees	36,270.48	36,270.48	110,000.00	32.97%	73,729.52
100-4042 Telephone Franchise Fees	0.00	0.00	30,000.00	0.00%	30,000.00
100-4045 Solidwaste Franchise Fees	1,249.37	1,249.37	12,000.00	10.41%	10,750.63
100-4046 Water Franchise Fees	1,369.56	1,369.56	12,500.00	10.96%	11,130.44
Franchise Fees Totals	38,889.41	38,889.41	164,500.00	23.64%	125,610.59
Development Fees					
100-4102 Permits:BOA Application Fees	450.00	450.00	900.00	50.00%	450.00
100-4122	2,400.00	2,400.00	4,000.00	60.00%	1,600.00
Development Fees Totals	2,850.00	2,850.00	4,900.00	58.16%	2,050.00
Municipal Court					

100-4150 Municipal Court Fines	4,359.40	4,359.40	60,000.00	7.27%	55,640.60
100-4157 Court Costs	648.49	648.49	0.00	0.00%	(648.49)
100-4158 Building Security Fees	0.00	0.00	0.00	0.00%	0.00
Municipal Court Totals	<u>5,007.89</u>	<u>5,007.89</u>	<u>60,000.00</u>	<u>8.35%</u>	<u>54,992.11</u>
Revenue Totals	<u><u>110,782.34</u></u>	<u><u>110,782.34</u></u>	<u><u>1,623,863.00</u></u>	<u><u>6.82%</u></u>	<u><u>1,513,080.66</u></u>

Town of Bartonville
 Financial Statement
 As of October 31, 2018

100 - General Fund	Administration	Current Month Actual	YTD Actual	Annual Budget	% Budget Used	Budget Remaining
100-10-5002	Certification Wages	92.31	92.31	2,400.00	3.85%	2,307.69
100-10-5007	Overtime Wages	0.00	0.00	0.00	0.00%	0.00
100-10-5008	Vacation Buy Back	0.00	0.00	0.00	0.00%	0.00
100-10-5012	Administrator Salary	3,076.92	3,076.92	80,000.00	3.85%	76,923.08
100-10-5013	Town Secretary Salary	3,076.92	3,076.92	80,000.00	3.85%	76,923.08
100-10-5015	Court Clerk Salary	1,210.50	1,210.50	0.00	0.00%	(1,210.50)
100-10-5018	Longevity Pay	0.00	0.00	636.00	0.00%	636.00
100-10-5019	Mileage Pay	0.00	0.00	2,000.00	0.00%	2,000.00
100-10-5020	Retirement - TMRS	1,123.71	1,123.71	24,993.00	4.50%	23,869.29
100-10-5023	FICA	108.12	108.12	3,000.00	3.60%	2,891.88
100-10-5025	Health and Dental	1,348.70	1,348.70	19,000.00	7.10%	17,651.30
100-10-5030	Unemployment Benefits	0.00	0.00	0.00	0.00%	0.00
100-10-5053	Advertisements and Notices	0.00	0.00	2,000.00	0.00%	2,000.00
100-10-5063	Animal Control	225.00	225.00	2,700.00	8.33%	2,475.00
100-10-5079	Appraisal Fees	0.00	0.00	0.00	0.00%	0.00
100-10-5080	Appraisal District	0.00	0.00	5,000.00	0.00%	5,000.00
100-10-5081	Audit Entries	0.00	0.00	0.00	0.00%	0.00
100-10-5082	Audit & Accounting Expense	0.00	0.00	3,750.00	0.00%	3,750.00
100-10-5102	Bank Service Charges	10.00	10.00	100.00	10.00%	90.00
100-10-5103	Banners and Signs	0.00	0.00	15,000.00	0.00%	15,000.00
100-10-5113	Building Inspections/Code Enfor	1,010.00	1,010.00	30,000.00	3.37%	28,990.00
100-10-5128	Cell Phone Charges	0.00	0.00	600.00	0.00%	600.00
100-10-5140	Clean Up Day	0.00	0.00	10,000.00	0.00%	10,000.00
100-10-5142	Codification	0.00	0.00	2,700.00	0.00%	2,700.00
100-10-5147	Computer Software	12,646.50	12,646.50	26,000.00	48.64%	13,353.50
100-10-5154	Contract Labor	0.00	0.00	0.00	0.00%	0.00
100-10-5157	Copier Lease/Supplies/Maint	0.00	0.00	5,000.00	0.00%	5,000.00
100-10-5158	Copier/Printing Expense and Su	0.00	0.00	2,500.00	0.00%	2,500.00
100-10-5161	County Filing Fees	0.00	0.00	0.00	0.00%	0.00
100-10-5162	County Tax Collection	0.00	0.00	2,000.00	0.00%	2,000.00
100-10-5207	Dues & Certs	0.00	0.00	2,400.00	0.00%	2,400.00

100-10-5225 ED Sales Tax Grants	0.00	0.00	0.00	0.00%	0.00
100-10-5226 Election Expense	0.00	0.00	5,000.00	0.00%	5,000.00
100-10-5230 Engineering/Surveying Services	0.00	0.00	20,000.00	0.00%	20,000.00
100-10-5275 Gas Well Inspections	0.00	0.00	24,750.00	0.00%	24,750.00
100-10-5276 Gas Well Complaint Invest.	0.00	0.00	0.00	0.00%	0.00
100-10-5281 LTC Property Tax Grant	0.00	0.00	0.00	0.00%	0.00
100-10-5303 Historic Marker	0.00	0.00	0.00	0.00%	0.00
100-10-5337 Insurance - Property & Liability	1,300.19	1,300.19	5,500.00	23.64%	4,199.81
100-10-5381 Legal	0.00	0.00	50,000.00	0.00%	50,000.00
100-10-5404 Maintenance/Repair/Cleaning	626.50	626.50	20,000.00	3.13%	19,373.50
100-10-5416 Mixed Beverage	0.00	0.00	0.00	0.00%	0.00
100-10-5477 Office Supplies/Sm Ofc Equip	0.00	0.00	4,000.00	0.00%	4,000.00
100-10-5479 Operations and Supplies	0.00	0.00	4,000.00	0.00%	4,000.00
100-10-5482 Other	0.00	0.00	0.00	0.00%	0.00
100-10-5513 Planning Services	0.00	0.00	10,000.00	0.00%	10,000.00
100-10-5514 Postage	0.00	0.00	3,000.00	0.00%	3,000.00
100-10-5530 Professional Services	0.00	0.00	0.00	0.00%	0.00
100-10-5537 Publications/Subscriptions	0.00	0.00	1,000.00	0.00%	1,000.00
100-10-5600 Reconciliation Discrepancies	0.00	0.00	0.00	0.00%	0.00
100-10-5601 Records Management	0.00	0.00	6,000.00	0.00%	6,000.00
100-10-5630 Sanitarian & Health Inspections	0.00	0.00	10,000.00	0.00%	10,000.00
100-10-5703 TCEQ Fees	0.00	0.00	150.00	0.00%	150.00
100-10-5710 Town Meetings/Events	0.00	0.00	1,800.00	0.00%	1,800.00
100-10-5712 Transfer CIP - Town Hall Impr	0.00	0.00	0.00	0.00%	0.00
100-10-5713 Transfer to Street Fund	0.00	0.00	0.00	0.00%	0.00
100-10-5714 Transfer to Reserve Fund	0.00	0.00	0.00	0.00%	0.00
100-10-5715 Transfer to Capital Imp Fund	0.00	0.00	0.00	0.00%	0.00
100-10-5716 Transfer to Public Safety Fund	0.00	0.00	0.00	0.00%	0.00
100-10-5717 Travel & Training	0.00	0.00	5,000.00	0.00%	5,000.00
100-10-5727 Utilities	440.76	440.76	17,500.00	2.52%	17,059.24
100-10-5780 Tax Note	0.00	0.00	0.00	0.00%	0.00
100-10-6008 Equipment	0.00	0.00	0.00	0.00%	0.00
Administration Totals	<u>26,296.13</u>	<u>26,296.13</u>	<u>509,479.00</u>	<u>5.16%</u>	<u>483,182.87</u>

100 - General Fund	Police	Current Month Actual	YTD Actual	Annual Budget	% Budget Used	Budget Remaining
100-20-5002	Certification Wages	173.07	173.07	7,200.00	2.40%	7,026.93
100-20-5003	Police Officer Wages	6,173.60	6,173.60	105,363.00	5.86%	99,189.40
100-20-5004	Sergeant	0.00	0.00	57,500.00	0.00%	57,500.00
100-20-5007	Overtime Wages	1,819.62	1,819.62	15,000.00	12.13%	13,180.38
100-20-5008	Vacation Buy Back	4,845.37	4,845.37	5,500.00	88.10%	654.63
100-20-5014	Police Chief Salary	2,884.62	2,884.62	75,000.00	3.85%	72,115.38
100-20-5018	Longevity Pay	0.00	0.00	990.00	0.00%	990.00
100-20-5020	Retirement - TMRS	2,395.57	2,395.57	39,762.00	6.02%	37,366.43
100-20-5023	FICA	230.49	230.49	5,000.00	4.61%	4,769.51
100-20-5025	Health and Dental	2,700.90	2,700.90	37,604.00	7.18%	34,903.10
100-20-5029	Workers Compensation	2,381.63	2,381.63	10,000.00	23.82%	7,618.37
100-20-5030	Unemployment Benefits	0.00	0.00	0.00	0.00%	0.00
100-20-5084	Auto Maint/Repair/CarWash	0.00	0.00	8,000.00	0.00%	8,000.00
100-20-5128	Cell Phone Charges	322.94	322.94	4,200.00	7.69%	3,877.06
100-20-5134	Child Safety	0.00	0.00	0.00	0.00%	0.00
100-20-5145	Computer Maintenance	577.50	577.50	15,000.00	3.85%	14,422.50
100-20-5172	Criminal Invest & Background	0.00	0.00	2,000.00	0.00%	2,000.00
100-20-5204	DCSO Communications Contract	528.98	528.98	6,758.00	7.83%	6,229.02
100-20-5205	DCSO Support Contract	0.00	0.00	500.00	0.00%	500.00
100-20-5208	Dues & Memberships	0.00	0.00	1,000.00	0.00%	1,000.00
100-20-5264	Fuel & Lubricants	0.00	0.00	11,000.00	0.00%	11,000.00
100-20-5334	Insurance - Auto	418.00	418.00	3,000.00	13.93%	2,582.00
100-20-5336	Insurance - Police Liability	766.30	766.30	2,500.00	30.65%	1,733.70
100-20-5337	Insurance - Property & Liability	763.38	763.38	2,000.00	38.17%	1,236.62
100-20-5420	Motorola Solutions	0.00	0.00	0.00	0.00%	0.00
100-20-5479	Operations and Supplies	0.00	0.00	4,000.00	0.00%	4,000.00
100-20-5647	Small Equipment Purchase/Repa	0.00	0.00	2,500.00	0.00%	2,500.00
100-20-5717	Travel & Training	0.00	0.00	1,000.00	0.00%	1,000.00
100-20-5726	Uniform & Apparel Expense	0.00	0.00	3,500.00	0.00%	3,500.00
100-20-5785	Vehicle Replacement Fund Trans	0.00	0.00	0.00	0.00%	0.00
100-20-6008	Equipment	0.00	0.00	0.00	0.00%	0.00
Police Totals		<u>26,981.97</u>	<u>26,981.97</u>	<u>425,877.00</u>	<u>6.34%</u>	<u>398,895.03</u>

100 - General Fund	Municipal Court	Current Month Actual	YTD Actual	Annual Budget	% Budget Used	Budget Remaining
100-30-5015	Court Clerk Salary	0.00	0.00	32,000.00	0.00%	32,000.00
100-30-5020	Retirement - TMRS	0.00	0.00	4,925.00	0.00%	4,925.00
100-30-5023	FICA	0.00	0.00	1,274.00	0.00%	1,274.00
100-30-5030	Unemployment Benefits	0.00	0.00	0.00	0.00%	0.00
100-30-5421	Municipal Court Expenses	3,000.00	3,000.00	6,000.00	50.00%	3,000.00
Municipal Court Totals		<u>3,000.00</u>	<u>3,000.00</u>	<u>44,199.00</u>	<u>6.79%</u>	<u>41,199.00</u>

100 - General Fund	Transfers	Current Month Actual	YTD Actual	Annual Budget	% Budget Used	Budget Remaining
100-90-5713	Transfer to Street Fund	0.00	0.00	452,908.00	0.00%	452,908.00
100-90-5714	Transfer to Reserve Fund	0.00	0.00	0.00	0.00%	0.00
100-90-5720	Transfer to Economic Developm	3,051.86	3,051.86	175,000.00	1.74%	171,948.14
100-90-5721	Transfer to Vehicle/Equip Replac	0.00	0.00	16,400.00	0.00%	16,400.00
100-90-5780	Tax Note	0.00	0.00	0.00	0.00%	0.00
100-90-5999	Transfers Out	0.00	0.00	0.00	0.00%	0.00
Transfers Totals		<u>3,051.86</u>	<u>3,051.86</u>	<u>644,308.00</u>	<u>0.47%</u>	<u>641,256.14</u>
Expense Totals		<u><u>59,329.96</u></u>	<u><u>59,329.96</u></u>	<u><u>1,623,863.00</u></u>	<u><u>3.65%</u></u>	<u><u>1,564,533.04</u></u>