



<p style="text-align: center;"><b>Town of Bartonville</b> <b>Monthly Financial Report</b> <b>(period ending Feb. 2019)</b></p>
--

---

**January 1, 2018 to December 31, 2018 380 Agreement Report (Lantana Town Center)**

In 2018, the Town received \$272,715 of the \$376,356 sales tax dollars collected in the grant area. This is a 14% increase (\$238,112) from 2017. Below is the allocation of the \$376,356 per the 380 agreement.

<b>Lantana Town Center Sales Tax 2018</b>	
<b>Fund</b>	<b>Amount</b>
General	\$84,537
Street Maintenance	\$125,452
Community Development Corp.	\$62,726
<b>Town Total</b>	<b>\$272,715</b>
<b>Tax Grant</b>	<b>\$103,641</b>
<b>Total Collection</b>	<b>\$376,356</b>

The Town also collected \$106,004 in property taxes in the grant area. All \$106,004 will be remitted back to the developer per the agreement. However, \$62,925 was paid after January 1, 2019. Therefore, the Town will collect interest on these funds until March 2020. Overall, the Town retained \$272,715 of the \$482,360 taxes collected in the grant area, approximately 56 percent.

The Town paid the developer \$149,125.05 on 3/15/2019. A breakdown of the payment is below:

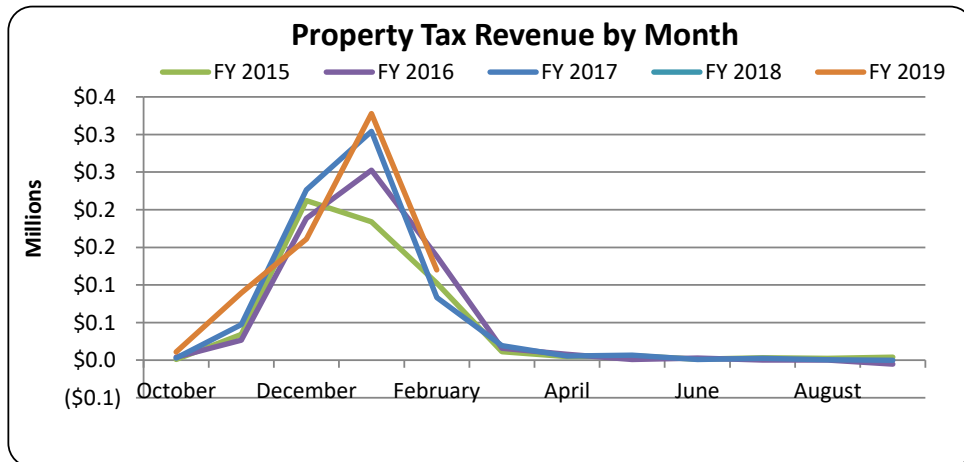
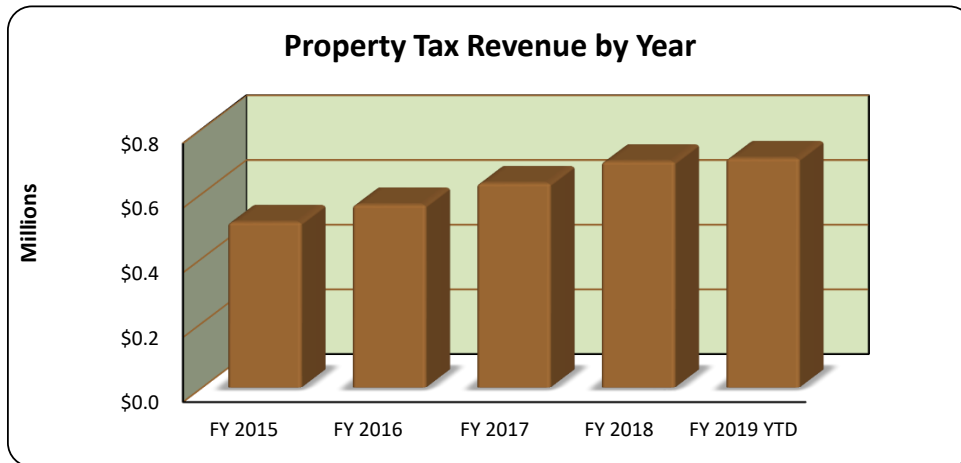
Sales Tax - \$103,627.08  
Alcoholic Beverage Tax - \$621.64  
2017 Property Taxes Paid in 2018 - \$1,800.14  
2018 Property Taxes Paid in 2018 - \$43,079.19

---



## Property Tax Revenue General Fund FY 2018-2019

Month Received	FY 2015 Received	FY 2016 Received	FY 2017 Received	FY 2018 Received	FY 2019 YTD Received	Difference to FY 2018	Variance to FY 2018
October	\$13,522	\$958	\$4,107	\$2,960	\$10,819	\$7,859	265.5%
November	28,428	34,117	26,562	47,245	89,284	\$42,039	89.0%
December	209,954	212,125	188,437	226,312	161,044	(\$65,268)	-28.8%
January	175,804	183,779	252,529	304,190	327,835	\$23,645	7.8%
February	58,815	102,179	137,806	83,148	120,142	\$36,994	44.5%
March	12,830	11,131	15,838	19,099			
April	3,726	4,689	7,908	5,580			
May	2,139	5,743	941	6,731			
June	618	1,099	2,945	1,069			
July	1,660	3,109	17	2,295			
August	1,570	2,471	20	439			
September	2,347	3,931	(5,310)	(189)			
<b>Total</b>	<b>\$511,413</b>	<b>\$565,331</b>	<b>\$631,800</b>	<b>\$698,879</b>	<b>\$709,124</b>	<b>\$45,269</b>	<b>6.8%</b>

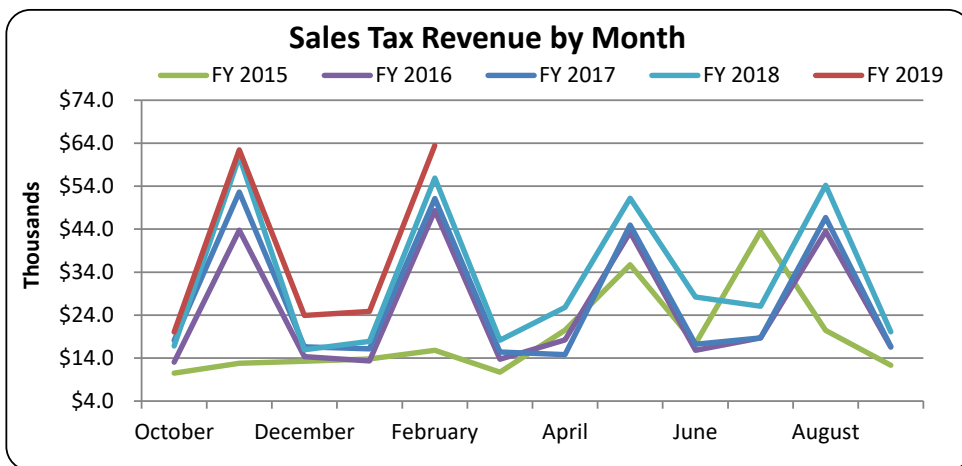
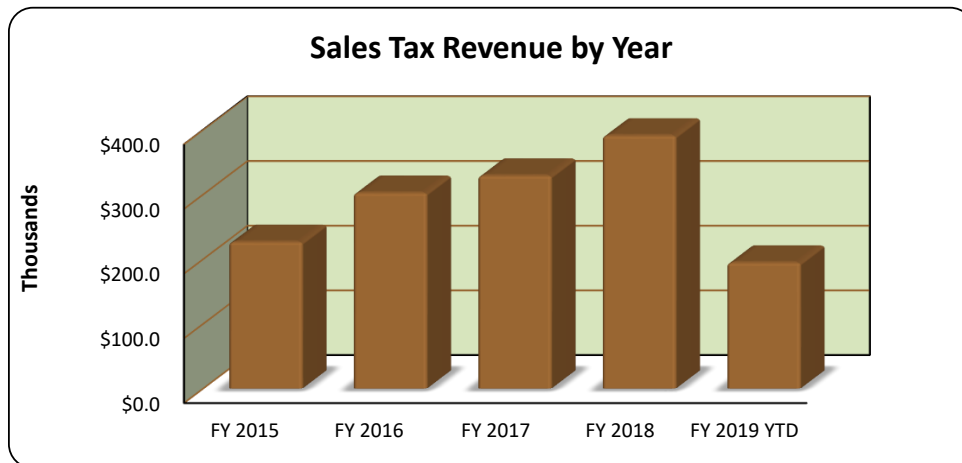




## Sales Tax Revenue General Fund FY 2018-2019

Month Received	FY 2015 Received	FY 2016 Received	FY 2017 Received	FY 2018 Received	FY 2019 YTD Received	Difference to FY 2018	Variance to FY 2018
October	\$10,504	\$13,053	\$18,108	\$16,817	\$20,075	\$3,258	19.4%
November	12,775	43,778	52,644	60,915	62,429	\$1,514	2.5%
December	13,289	14,355	16,627	15,938	23,908	\$7,970	50.0%
January	13,772	13,318	16,167	17,865	24,850	\$6,985	39.1%
February	15,800	48,335	51,143	55,867	63,452	\$7,585	13.6%
March	10,750	13,726	15,446	18,190			
April	20,505	18,240	14,802	25,773			
May	35,724	43,285	44,996	51,169			
June	17,356	15,784	17,193	28,193			
July	43,420	18,667	18,711	26,048			
August	20,459	43,510	46,694	54,247			
September	12,340	16,585	16,715	20,126			
<b>Total</b>	<b>\$226,694</b>	<b>\$302,636</b>	<b>\$329,246</b>	<b>\$391,148</b>	<b>\$194,714</b>	<b>\$27,312</b>	<b>16.3%</b>

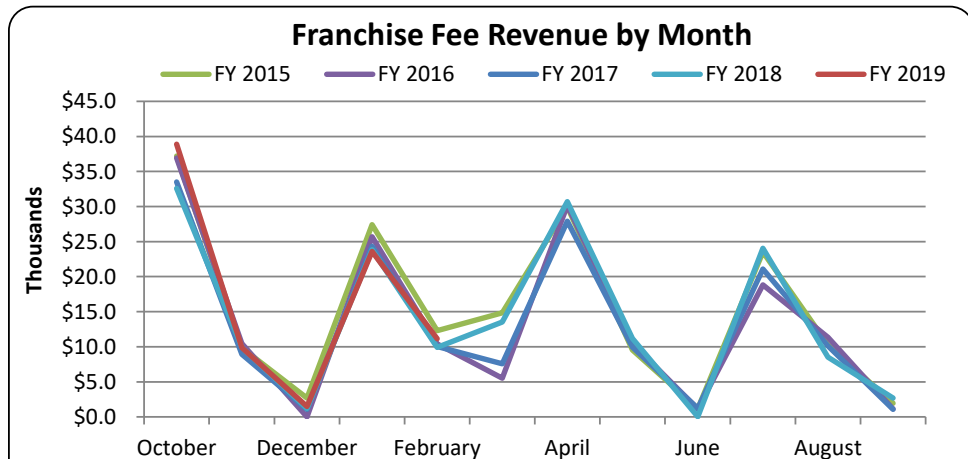
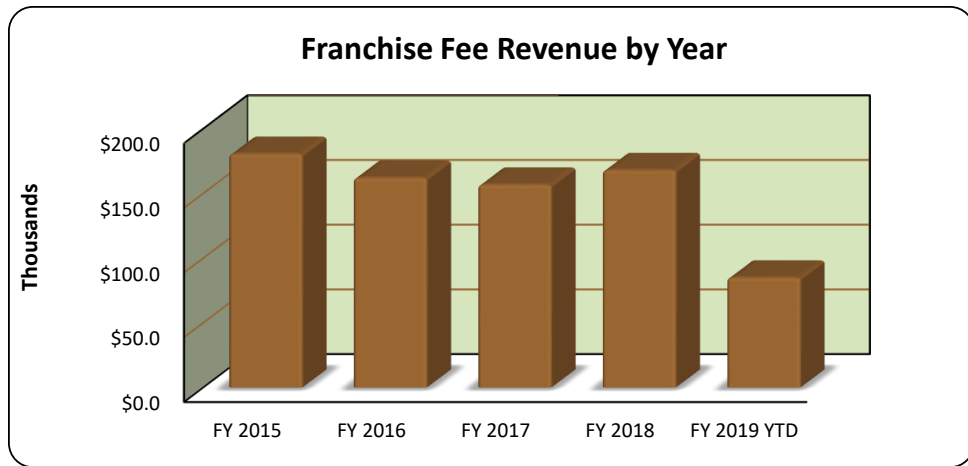
Special Note: The latest entry for the current fiscal year is listed in the month the tax was collected by the merchant. This amount is not received by the Town until two months later. By tracking information in this manner, the report and analysis will match the Town's Fiscal Year.



**Franchise Fee Revenue  
General Fund  
FY 2018-2019**

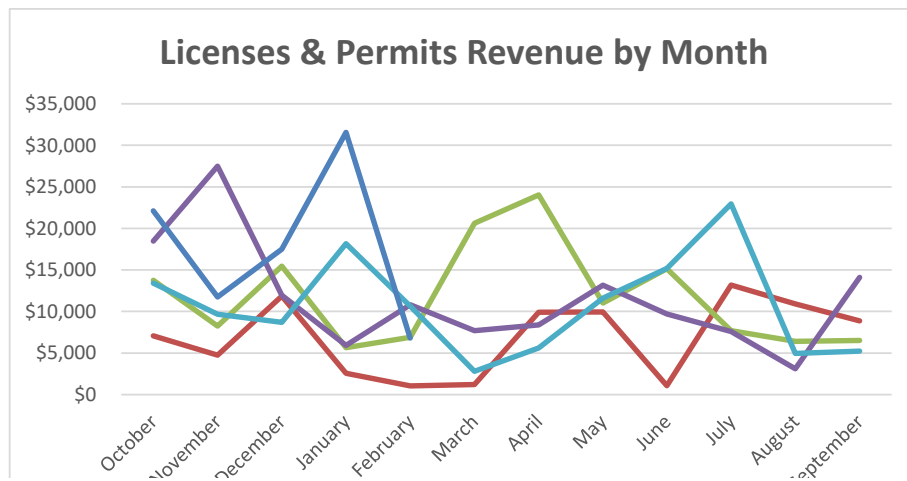
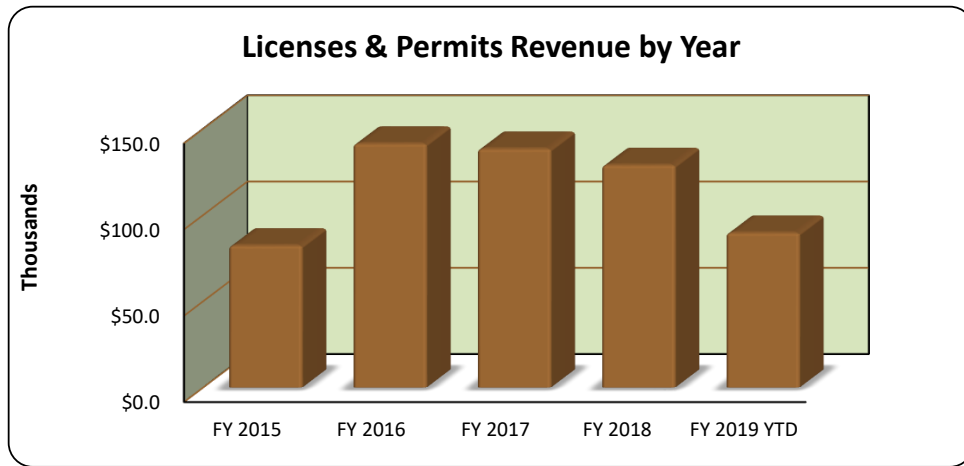
Month Received	FY 2015 Received	FY 2016 Received	FY 2017 Received	FY 2018 Received	FY 2019 YTD Received	Difference to FY 2018	Variance to FY 2018
October	\$37,200	\$36,925	\$33,503	\$32,582	\$38,889	\$6,307	18.8%
November	9,814	10,447	8,946	9,905	9,872	(\$33)	-0.4%
December	2,662	0	1,061	1,206	1,483	\$277	26.1%
January	27,407	25,685	24,339	23,827	23,598		
February	12,298	10,417	10,053	9,919	11,148		
March	14,859	5,534	7,568	13,529			
April	29,957	30,147	27,902	30,686			
May	9,560	10,480	9,948	11,177			
June	1,182	1,128	1,208	17			
July	23,494	18,814	21,080	24,025			
August	10,272	11,365	10,126	8,528			
September	1,954	1,136	1,088	2,682			
<b>Total</b>	<b>\$180,659</b>	<b>\$162,078</b>	<b>\$156,822</b>	<b>\$168,083</b>	<b>\$84,990</b>	<b>\$6,551</b>	<b>8.5%</b>

Special Note: Franchise Fees are typically received on a quarterly basis.



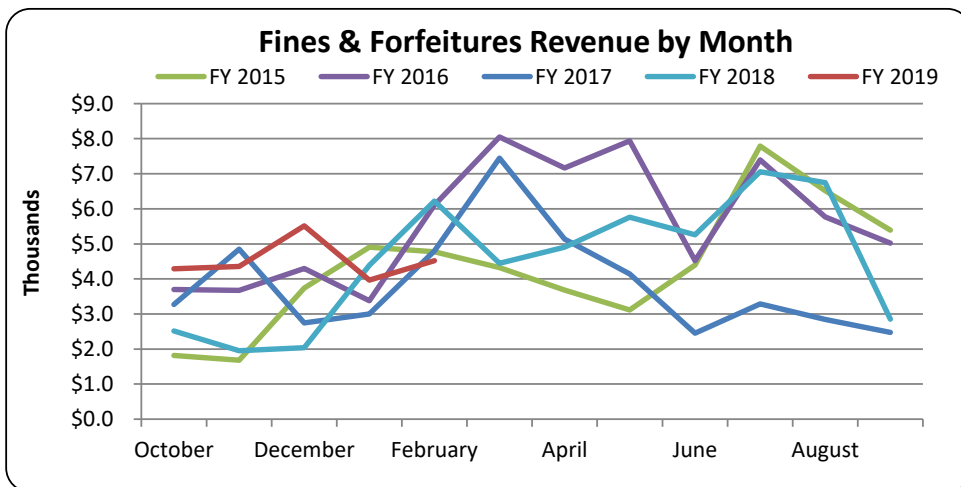
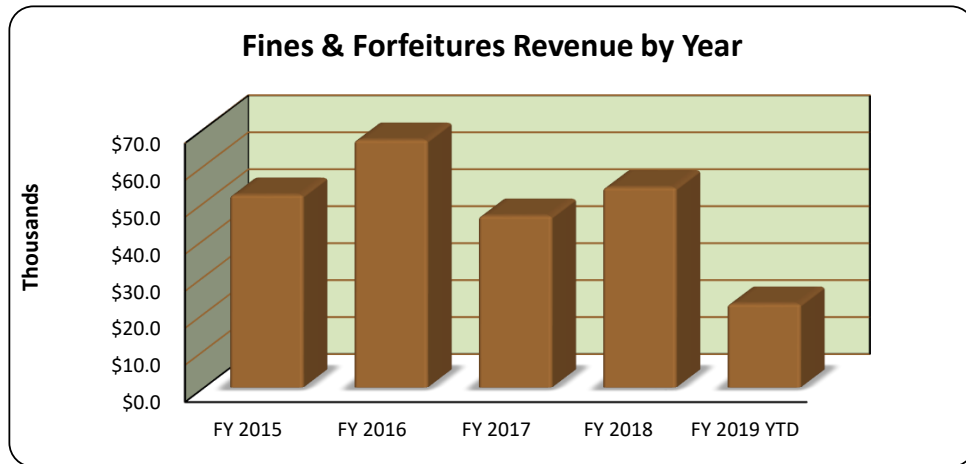
**Licenses & Permits Revenue  
General Fund  
FY 2018-2019**


Month Received	FY 2015 Received	FY 2016 Received	FY 2017 Received	FY 2018 Received	FY 2019 YTD Received	Difference to FY 2018	Variance to FY 2018
October	\$7,071	\$13,765	\$18,458	\$13,418	\$22,123	\$8,705	64.9%
November	4,750	8,254	27,491	9,687	11,756	\$2,069	21.4%
December	11,859	15,449	11,950	8,710	17,518	\$8,808	101.1%
January	2,557	5,649	5,944	18,170	31,560	\$13,390	73.7%
February	1,050	6,889	10,821	10,655	6,810	(\$3,845)	-36.1%
March	1,200	20,626	7,705	2,805			
April	9,899	24,034	8,404	5,631			
May	9,937	11,032	13,160	11,604			
June	1,090	15,141	9,715	15,196			
July	13,186	7,678	7,594	22,952			
August	10,920	6,401	3,110	4,960			
September	8,883	6,524	14,096	5,226			
<b>Total</b>	<b>\$82,402</b>	<b>\$141,442</b>	<b>\$138,448</b>	<b>\$129,014</b>	<b>\$89,767</b>	<b>\$29,127</b>	<b>58.3%</b>



**Fines & Forfeitures Revenue  
General Fund  
FY 2018-2019**

Month Received	FY 2015 Received	FY 2016 Received	FY 2017 Received	FY 2018 Received	FY 2019 YTD Received	Difference to FY 2018	Variance to FY 2018
October	\$1,820	\$3,695	\$3,270	\$2,514	\$4,292	\$1,778	54.4%
November	1,681	3,674	4,851	1,952	4,359	\$2,407	49.6%
December	3,738	4,294	2,748	2,041	5,514	\$3,473	126.4%
January	4,905	3,378	2,998	4,390	3,966	(\$424)	-14.1%
February	4,778	6,109	4,796	6,218	4,518	(\$1,700)	-35.4%
March	4,325	8,049	7,445	4,448			
April	3,679	7,167	5,137	4,905			
May	3,113	7,940	4,145	5,759			
June	4,399	4,517	2,452	5,263			
July	7,790	7,394	3,291	7,057			
August	6,514	5,768	2,840	6,749			
September	5,389	5,019	2,475	2,848			
<b>Total</b>	<b>\$52,131</b>	<b>\$67,004</b>	<b>\$46,448</b>	<b>\$54,144</b>	<b>\$22,649</b>	<b>\$5,534</b>	<b>50.8%</b>





## Town of Bartonville Cash and Fund Balance Report as of February 28, 2019

<b>Name</b>	<b>Fund #</b>	<b>Cash Balance</b>	<b>Fund Balance*</b>
General	100	\$890,579	\$1,044,697
Reserve	150	\$309,292	\$309,292
Wastewater	160	\$11,883	\$16,362
Street Maintenance	170	\$442,029	\$491,026
Economic Development Liability	180	\$217,061	\$217,061
Interest & Sinking	200	\$230,468	\$230,468
Court Security	210	\$3,000	\$3,000
Court Technology	220	\$4,470	\$4,470
Capital Improvement	300	\$58,192	\$58,192
Vehicle and Equipment Replacement	301	\$13,515	\$13,515
Community Development	800	\$462,133	\$501,049
Crime Prevention	900	\$53,014	\$61,936
<b>TOTAL</b>		<b>\$2,695,636</b>	<b>\$2,951,068</b>

\*Fund Balance does not include fixed assets

Town of Bartonville  
 Balance Sheet  
 As of February 28, 2019

3/15/2019 10:36 AM

Account Type	Account Number	Description	Balance	Total
<b>100 - General Fund</b>				
Assets				
	100-1000	Consolidated Cash Equity - General Fund	890,579.22	
	100-1003	Economic Development Tax Grants	0.00	
	100-1051	Petty Cash-Town Hall	200.00	
	100-1053	Petty Cash-NS Spirit Day	0.00	
	100-1054	Petty Cash-Municipal Court	0.00	
	100-1100	Accounts Receivable	140,704.19	
	100-1150	Tax Receivable	12,217.15	
	100-1155	Property Tax Receivable	0.00	
	100-1190	Employee Receivable	0.00	
	100-1400	Inventory	0.00	
	100-1610	Buildings	0.00	
	100-1620	Land	0.00	
	100-1621	Landscaping	0.00	
	100-1650	Computer-Office Equipment	0.00	
	100-1655	Office Furniture & Fixtures	0.00	
	100-1660	Police Equipment	0.00	
	100-1710	Public Works	0.00	
	100-1800	Accumulated Depreciation	0.00	
	100-1920	Prepaid Expense	997.23	
	100-1930	Receivable Overpayment Sev.	0.00	
	100-1990	Undeposited Funds	0.00	
	100-1999	Pass Thru Revenue	0.00	
	Total Assets		<u>1,044,697.79</u>	<u>1,044,697.79</u>



Town of Bartonville  
 Balance Sheet  
 As of February 28, 2019

3/15/2019 10:36 AM

Account Type	Account Number	Description	Balance	Total
<b>100 - General Fund</b>				
Liabilities				
	100-2000	Accounts Payable	(63.50)	
	100-2001	Accounts Payable to be closed out from conversion	0.00	
	100-2003	Year End Auditor Payables	0.00	
	100-2004	Police Department Retirement	0.00	
	100-2005	Sales Tax	0.00	
	100-2006	TMRS Payable	0.00	
	100-2012	FICA Payable	(0.01)	
	100-2015	Unemployment - TWC Payable	0.00	
	100-2019	AFLAC - Employee Contribution Payable	0.00	
	100-2020	HSA Due to Employee	0.00	
	100-2026	Accrued Vacation/Comp	0.00	
	100-2028	Dependent Insurance Payable	(143.98)	
	100-2029	Deferred Comp Payable	0.00	
	100-2030	New York Life	0.15	
	100-2031	Federal Income Tax (FIT) Payable	0.00	
	100-2035	Wages Payable	0.00	
	100-2041	Court Fines/Fees Collection Fees	0.00	
	100-2049	Collections Agency Fee	103.80	
	100-2051	State Fee	5,032.83	
	100-2064	Child Safety Funds	5,384.49	
	100-2073	Tx Seatbelt State Payables	0.00	
	100-2074	Warrant Fees Payable	24.00	
	100-2075	Deferred Revenue	0.00	
	100-2202	Due To Crime Prevention	0.00	
	100-2203	Due To Fixed Assets	0.00	
	100-2204	Due To Reserve Fund	0.00	
	100-2205	Due To Wastewater	0.00	
	100-2206	Due To Street Maintenance	0.00	
	100-2207	Due To I&S Fund	0.00	
	100-2208	Due To Court Security Fund	0.00	
	100-2209	Due To Court Technology Fund	0.00	
	100-2210	Due To Capital Improvement	0.00	
	100-2211	Due To Vehicle & Equipment Replacement Fund	0.00	
	100-2212	Due To General Long Term Debt	0.00	
	100-2213	Due To Bartonville Community Development	0.00	

Town of Bartonville  
 Balance Sheet  
 As of February 28, 2019

3/15/2019 10:36 AM

Account Type	Account Number	Description	Balance	Total
<b>100 - General Fund</b>				
Liabilities				
	100-2540	Accrued Interest Payable	0.00	
	100-2550	Accrued Wages	0.00	
	100-2567	Bonds Escrow Liability	277.00	
	100-2568	Bond Refund Payable	0.00	
	100-2570	Building Permit Deposit Refund Payable	0.00	
	100-2571	Building Permit Deposit Liability	0.00	
	100-2795	PD - Restricted Donations LEOSE	0.00	
	100-2796	P D - Restricted Donations	0.00	
	100-2820	Unearned Revenues	12,104.37	
	100-2835	Payable to Eco Development Corp	18,659.34	
	100-2840	Payable to ED Tax Grants	0.00	
	100-2841	Lacey Oaks Substation Legal Fees	0.00	
	100-2845	TML PD/Veh Ins Claim Proceeds	0.00	
	100-2850	TML Property Ins Claim proceeds	0.00	
	100-2900	Bank Rec Pass Through	0.00	
	Total Liabilities		<u>41,378.49</u>	
Fund Balance				
	100-3000	Fund Balance	<u>331,479.33</u>	
	Total Fund Balance		<u>331,479.33</u>	
	Total Revenue		1,137,903.18	
	Total Expenses		<u>466,063.21</u>	
	Current Year Increase (Decrease)		671,839.97	
	Fund Balance Total		331,479.33	
	Current Year Increase (Decrease)		<u>671,839.97</u>	
	Total Fund Balance/Equity		<u>1,003,319.30</u>	
	Total Liabilities & Fund Balance			<u><u>1,044,697.79</u></u>

Town of Bartonville  
 Financial Statement  
 As of February 28, 2019

3/15/2019 10:46 AM

<b>100 - General Fund</b>	Current Month Actual	YTD Actual	Annual Budget	% of Budget	Budget Remaining
<b>Revenue Summary</b>					
Other/Transfer	2,161.69	7,108.68	144,000.00	4.94%	136,891.32
Property Taxes	120,142.81	709,127.27	760,463.00	93.25%	51,335.73
Sales Tax	63,452.47	213,534.78	380,000.00	56.19%	166,465.22
Permits	6,810.95	89,770.50	110,000.00	81.61%	20,229.50
Franchise Fees	11,148.03	84,992.37	164,500.00	51.67%	79,507.63
Development Fees	1,034.50	8,040.00	4,900.00	164.08%	(3,140.00)
Municipal Court	4,518.44	25,329.58	60,000.00	42.22%	34,670.42
Revenue Totals	<u>209,268.89</u>	<u>1,137,903.18</u>	<u>1,623,863.00</u>	<u>70.07%</u>	<u>485,959.82</u>
<b>Expense Summary</b>					
Salary & Benefits	52,957.76	251,874.91	626,947.00	40.17%	375,072.09
Other	13,820.14	18,362.02	50,150.00	36.61%	31,787.98
Contracted Service	13,285.51	73,955.61	179,458.00	41.21%	105,502.39
Supplies	6,614.87	29,329.58	62,500.00	46.93%	33,170.42
Lantana Town Center Grant	29,733.81	69,814.23	175,000.00	39.89%	105,185.77
Maintenance	3,994.05	22,726.86	60,500.00	37.57%	37,773.14
Transfer	0.00	0.00	469,308.00	0.00%	469,308.00
Capital	0.00	0.00	0.00	0.00%	0.00
Not Categorized	0.00	0.00	0.00	0.00%	0.00
Expense Totals	<u>120,406.14</u>	<u>466,063.21</u>	<u>1,623,863.00</u>	<u>28.70%</u>	<u>1,157,799.79</u>

Town of Bartonville  
 Financial Statement  
 As of February 28, 2019

3/15/2019 10:46 AM

<b>100 - General Fund</b>	Current Month Actual	YTD Actual	Annual Budget	% of Budget	Budget Remaining
<b>Other/Transfer</b>					
100-4001 Past Fiscal Years	0.00	0.00	125,000.00	0.00%	125,000.00
100-4065 Administration Services	0.00	124.06	2,900.00	4.28%	2,775.94
100-4090 General Revenue	0.00	0.00	0.00	0.00%	0.00
100-4116 Permits:Royalties/Other Income	0.00	0.00	0.00	0.00%	0.00
100-4130 Child Safety Collected	0.00	1,970.93	2,000.00	98.55%	29.07
100-4135 Open Records	0.00	6.00	0.00	0.00%	(6.00)
100-4160 LOESE Training Funds	852.94	852.94	0.00	0.00%	(852.94)
100-4248 EDC Interest Earned	0.00	0.00	0.00	0.00%	0.00
100-4250 Interest Earned	1,308.75	4,154.75	8,000.00	51.93%	3,845.25
100-4402 CoServ Grant	0.00	0.00	0.00	0.00%	0.00
100-4705 Sale of Surplus	0.00	0.00	0.00	0.00%	0.00
100-4710 Mowing/Demo Fees	0.00	0.00	0.00	0.00%	0.00
100-4720 TOB/CTWSC Agreement Payment	0.00	0.00	0.00	0.00%	0.00
100-4725 Transfer from BCCPD	0.00	0.00	1,000.00	0.00%	1,000.00
100-4730 Transfer from BCDC	0.00	0.00	5,000.00	0.00%	5,000.00
100-4850 NSF Fees	0.00	0.00	100.00	0.00%	100.00
100-4920 General Fund Transfer -Tax Note	0.00	0.00	0.00	0.00%	0.00
100-4925 FM ILA - Transfer to Street	0.00	0.00	0.00	0.00%	0.00
100-4930 Hat Creek Construction Costs	0.00	0.00	0.00	0.00%	0.00
100-4999 Transfer In	0.00	0.00	0.00	0.00%	0.00
Other/Transfer Totals	<u>2,161.69</u>	<u>7,108.68</u>	<u>144,000.00</u>	<u>4.94%</u>	<u>136,891.32</u>
<b>Property Taxes</b>					
100-4002 Ad Valorem Current O & M	120,689.15	708,809.62	755,463.00	93.82%	46,653.38
100-4003 Ad Valorem Pent & Int	(679.91)	(542.74)	2,500.00	(21.71%)	3,042.74
100-4010 Ad Valorem Deliquent	133.57	860.39	2,500.00	34.42%	1,639.61
Property Taxes Totals	<u>120,142.81</u>	<u>709,127.27</u>	<u>760,463.00</u>	<u>93.25%</u>	<u>51,335.73</u>
<b>Sales Tax</b>					

100-4025 Sales Tax Revenue	63,452.47	194,716.43	350,000.00	55.63%	155,283.57
100-4060 Mixed Beverage Allocation	0.00	18,818.35	30,000.00	62.73%	11,181.65
Sales Tax Totals	<u>63,452.47</u>	<u>213,534.78</u>	<u>380,000.00</u>	<u>56.19%</u>	<u>166,465.22</u>
<b>Permits</b>					
100-4039 Right of Way (ROW) Revenue	0.00	0.00	0.00	0.00%	0.00
100-4101 Permits:Accessory Bldg Permit	0.00	0.00	0.00	0.00%	0.00
100-4103 Permits:Business C of O Permits	0.00	0.00	1,000.00	0.00%	1,000.00
100-4104 Permits:Commercial Bldg Permits	0.00	23,116.70	4,000.00	577.92%	(19,116.70)
100-4105 Permits:Contractor Registration	375.00	2,500.00	4,000.00	62.50%	1,500.00
100-4106 Permits:Culvert/Driveway Permit	0.00	0.00	0.00	0.00%	0.00
100-4107 Permits:Gas Well Inspection Fees	0.00	7,500.00	29,200.00	25.68%	21,700.00
100-4108 Permits:Health/Food Permits	0.00	6,070.00	6,000.00	101.17%	(70.00)
100-4109 Permits:Mobile/Utility/Other	0.00	0.00	0.00	0.00%	0.00
100-4110 Permits:Oil/Gas Drilling Permit	0.00	0.00	0.00	0.00%	0.00
100-4111 Permits:Pool Permit Fees	0.00	0.00	0.00	0.00%	0.00
100-4112 Permits:Red Tag Fees	0.00	225.00	500.00	45.00%	275.00
100-4113 Permits:Remodel/Addition Permit	0.00	0.00	0.00	0.00%	0.00
100-4114 Permits:Residential Bldg Permits	6,025.95	44,738.80	58,850.00	76.02%	14,111.20
100-4115 Permits:ROW Permit/License	0.00	0.00	0.00	0.00%	0.00
100-4117 Permits:Septic Permit Fee	410.00	5,520.00	6,000.00	92.00%	480.00
100-4118 Permits:Sign or Tree Permits	0.00	75.00	300.00	25.00%	225.00
100-4119 Permits:Special Event/Race Permit	0.00	0.00	50.00	0.00%	50.00
100-4120 Permits:Truck Permit	0.00	25.00	100.00	25.00%	75.00
100-4121 Permits:Water Well/Sprinkler	0.00	0.00	0.00	0.00%	0.00
Permits Totals	<u>6,810.95</u>	<u>89,770.50</u>	<u>110,000.00</u>	<u>81.61%</u>	<u>20,229.50</u>
<b>Franchise Fees</b>					
100-4041 Electric/Gas Franchise Fees	2,000.55	60,522.69	110,000.00	55.02%	49,477.31
100-4042 Telephone Franchise Fees	8,326.15	16,604.41	30,000.00	55.35%	13,395.59
100-4045 Solidwaste Franchise Fees	0.00	5,674.38	12,000.00	47.29%	6,325.62
100-4046 Water Franchise Fees	821.33	2,190.89	12,500.00	17.53%	10,309.11
Franchise Fees Totals	<u>11,148.03</u>	<u>84,992.37</u>	<u>164,500.00</u>	<u>51.67%</u>	<u>79,507.63</u>
<b>Development Fees</b>					
100-4102 Permits:BOA Application Fees	0.00	900.00	900.00	100.00%	0.00
100-4122	<u>1,034.50</u>	<u>7,140.00</u>	<u>4,000.00</u>	<u>178.50%</u>	<u>(3,140.00)</u>

Development Fees Totals	<u>1,034.50</u>	<u>8,040.00</u>	<u>4,900.00</u>	<u>164.08%</u>	<u>(3,140.00)</u>
<b>Municipal Court</b>					
100-4150 Municipal Court Fines	3,626.30	20,867.30	60,000.00	34.78%	39,132.70
100-4157 Court Costs	892.14	4,462.28	0.00	0.00%	(4,462.28)
100-4158 Building Security Fees	<u>0.00</u>	<u>0.00</u>	<u>0.00</u>	<u>0.00%</u>	<u>0.00</u>
Municipal Court Totals	<u>4,518.44</u>	<u>25,329.58</u>	<u>60,000.00</u>	<u>42.22%</u>	<u>34,670.42</u>
Revenue Totals	<u><u>209,268.89</u></u>	<u><u>1,137,903.18</u></u>	<u><u>1,623,863.00</u></u>	<u><u>70.07%</u></u>	<u><u>485,959.82</u></u>

Town of Bartonville  
 Financial Statement  
 As of February 28, 2019

3/15/2019 10:46:14 AM

<b>100 - General Fund</b>	<b>Administration</b>	Current Month Actual	YTD Actual	Annual Budget	% Budget Used	Budget Remaining
	Salary & Benefits	21,124.82	89,460.65	218,129.00	41.01%	128,668.35
	Other	13,586.14	17,878.02	48,150.00	37.13%	30,271.98
	Contracted Service	12,835.51	68,740.67	164,200.00	41.86%	95,459.33
	Supplies	5,951.63	23,335.84	41,500.00	56.23%	18,164.16
	Lantana Town Center Grant	0.00	0.00	0.00	0.00%	0.00
	Capital	0.00	0.00	0.00	0.00%	0.00
	Maintenance	2,672.66	14,256.62	37,500.00	38.02%	23,243.38
	Transfer	0.00	0.00	0.00	0.00%	0.00
	<b>Administration Totals</b>	<u>56,170.76</u>	<u>213,671.80</u>	<u>509,479.00</u>	<u>41.94%</u>	<u>295,807.20</u>

<b>100 - General Fund</b>	<b>Police</b>	Current Month Actual	YTD Actual	Annual Budget	% Budget Used	Budget Remaining
	Maintenance	1,321.39	8,470.24	23,000.00	36.83%	14,529.76
	Salary & Benefits	31,136.86	154,863.91	370,619.00	41.79%	215,755.09
	Other	234.00	484.00	2,000.00	24.20%	1,516.00
	Contracted Service	0.00	564.94	9,258.00	6.10%	8,693.06
	Supplies	663.24	5,993.74	21,000.00	28.54%	15,006.26
	Capital	0.00	0.00	0.00	0.00%	0.00
	<b>Police Totals</b>	<u>33,355.49</u>	<u>170,376.83</u>	<u>425,877.00</u>	<u>40.01%</u>	<u>255,500.17</u>

<b>100 - General Fund</b>	<b>Municipal Court</b>	Current Month Actual	YTD Actual	Annual Budget	% Budget Used	Budget Remaining
	Contracted Service	450.00	4,650.00	6,000.00	77.50%	1,350.00
	Salary & Benefits	696.08	7,550.35	38,199.00	19.77%	30,648.65
	<b>Municipal Court Totals</b>	<u>1,146.08</u>	<u>12,200.35</u>	<u>44,199.00</u>	<u>27.60%</u>	<u>31,998.65</u>

<b>100 - General Fund</b>	<b>Transfers</b>	Current Month Actual	YTD Actual	Annual Budget	% Budget Used	Budget Remaining
---------------------------	------------------	-------------------------	---------------	------------------	------------------	---------------------

Not Categorized	0.00	0.00	0.00	0.00%	0.00
Lantana Town Center Grant	29,733.81	69,814.23	175,000.00	39.89%	105,185.77
Transfer	0.00	0.00	469,308.00	0.00%	469,308.00
Other	0.00	0.00	0.00	0.00%	0.00
<b>Transfers Totals</b>	<u>29,733.81</u>	<u>69,814.23</u>	<u>644,308.00</u>	<u>10.84%</u>	<u>574,493.77</u>
<b>Expense Totals</b>	<u><u>120,406.14</u></u>	<u><u>466,063.21</u></u>	<u><u>1,623,863.00</u></u>	<u><u>28.70%</u></u>	<u><u>1,157,799.79</u></u>



Town of Bartonville  
 Financial Statement  
 As of February 28, 2019

3/15/2019 10:46 AM

<b>100 - General Fund</b>	<b>Administration</b>	Current Month Actual	YTD Actual	Annual Budget	% Budget Used	Budget Remaining
100-10-5002	Certification Wages	184.62	923.10	2,400.00	38.46%	1,476.90
100-10-5007	Overtime Wages	0.00	0.00	0.00	0.00%	0.00
100-10-5008	Vacation Buy Back	0.00	0.00	0.00	0.00%	0.00
100-10-5012	Administrator Salary	6,153.86	30,769.24	80,000.00	38.46%	49,230.76
100-10-5013	Town Secretary Salary	6,153.86	30,769.24	80,000.00	38.46%	49,230.76
100-10-5015	Court Clerk Salary	702.00	702.00	0.00	0.00%	(702.00)
100-10-5018	Longevity Pay	0.00	636.00	636.00	100.00%	0.00
100-10-5019	Mileage Pay	0.00	135.13	2,000.00	6.76%	1,864.87
100-10-5020	Retirement - TMRS	2,030.60	9,823.52	24,993.00	39.31%	15,169.48
100-10-5023	FICA	191.32	993.88	3,000.00	33.13%	2,006.12
100-10-5025	Health and Dental	5,598.70	12,349.56	19,000.00	65.00%	6,650.44
100-10-5030	Unemployment Benefits	109.86	0.00	0.00	0.00%	0.00
100-10-5053	Advertisements and Notices	138.10	780.50	2,000.00	39.03%	1,219.50
100-10-5063	Animal Control	200.00	1,050.00	2,700.00	38.89%	1,650.00
100-10-5079	Appraisal Fees	0.00	0.00	0.00	0.00%	0.00
100-10-5080	Appraisal District	351.17	1,470.75	5,000.00	29.42%	3,529.25
100-10-5081	Audit Entries	0.00	0.00	0.00	0.00%	0.00
100-10-5082	Audit & Accounting Expense	0.00	0.00	3,750.00	0.00%	3,750.00
100-10-5102	Bank Service Charges	0.00	10.00	100.00	10.00%	90.00
100-10-5103	Banners and Signs	12,428.70	12,428.70	15,000.00	82.86%	2,571.30
100-10-5113	Building Inspections/Code Enfor	2,115.00	13,305.00	30,000.00	44.35%	16,695.00
100-10-5128	Cell Phone Charges	0.00	150.00	600.00	25.00%	450.00
100-10-5140	Clean Up Day	0.00	230.00	10,000.00	2.30%	9,770.00
100-10-5142	Codification	0.00	640.00	2,700.00	23.70%	2,060.00
100-10-5147	Computer Software	5,155.00	20,118.16	26,000.00	77.38%	5,881.84
100-10-5154	Contract Labor	0.00	0.00	0.00	0.00%	0.00
100-10-5157	Copier Lease/Supplies/Maint	259.05	1,177.54	5,000.00	23.55%	3,822.46
100-10-5158	Copier/Printing Expense and Su	236.34	399.24	2,500.00	15.97%	2,100.76
100-10-5161	County Filing Fees	140.00	140.00	0.00	0.00%	(140.00)
100-10-5162	County Tax Collection	0.00	2,027.00	2,000.00	101.35%	(27.00)
100-10-5207	Dues & Certs	591.00	1,886.00	2,400.00	78.58%	514.00

100-10-5225 ED Sales Tax Grants	0.00	0.00	0.00	0.00%	0.00
100-10-5226 Election Expense	0.00	0.00	5,000.00	0.00%	5,000.00
100-10-5230 Engineering/Surveying Services	0.00	5,622.23	20,000.00	28.11%	14,377.77
100-10-5275 Gas Well Inspections	0.00	6,605.43	24,750.00	26.69%	18,144.57
100-10-5276 Gas Well Complaint Invest.	0.00	0.00	0.00	0.00%	0.00
100-10-5281 LTC Property Tax Grant	0.00	0.00	0.00	0.00%	0.00
100-10-5303 Historic Marker	0.00	0.00	0.00	0.00%	0.00
100-10-5337 Insurance - Property & Liability	0.00	2,208.98	5,500.00	40.16%	3,291.02
100-10-5381 Legal	6,313.43	26,736.85	50,000.00	53.47%	23,263.15
100-10-5404 Maintenance/Repair/Cleaning	1,141.00	8,379.16	20,000.00	41.90%	11,620.84
100-10-5416 Mixed Beverage	0.00	0.00	0.00	0.00%	0.00
100-10-5477 Office Supplies/Sm Ofc Equip	0.00	599.42	4,000.00	14.99%	3,400.58
100-10-5479 Operations and Supplies	301.24	1,041.48	4,000.00	26.04%	2,958.52
100-10-5482 Other	0.00	0.00	0.00	0.00%	0.00
100-10-5513 Planning Services	983.75	3,806.25	10,000.00	38.06%	6,193.75
100-10-5514 Postage	171.34	1,444.47	3,000.00	48.15%	1,555.53
100-10-5530 Professional Services	0.00	0.00	0.00	0.00%	0.00
100-10-5537 Publications/Subscriptions	0.00	50.25	1,000.00	5.03%	949.75
100-10-5600 Reconciliation Discrepancies	0.00	0.00	0.00	0.00%	0.00
100-10-5601 Records Management	2,572.16	3,497.16	6,000.00	58.29%	2,502.84
100-10-5630 Sanitarian & Health Inspections	300.00	4,620.00	10,000.00	46.20%	5,380.00
100-10-5703 TCEQ Fees	0.00	90.00	150.00	60.00%	60.00
100-10-5710 Town Meetings/Events	0.00	0.00	1,800.00	0.00%	1,800.00
100-10-5712 Transfer CIP - Town Hall Impr	0.00	0.00	0.00	0.00%	0.00
100-10-5713 Transfer to Street Fund	0.00	0.00	0.00	0.00%	0.00
100-10-5714 Transfer to Reserve Fund	0.00	0.00	0.00	0.00%	0.00
100-10-5715 Transfer to Capital Imp Fund	0.00	0.00	0.00	0.00%	0.00
100-10-5716 Transfer to Public Safety Fund	0.00	0.00	0.00	0.00%	0.00
100-10-5717 Travel & Training	117.00	178.10	5,000.00	3.56%	4,821.90
100-10-5727 Utilities	1,531.66	5,877.46	17,500.00	33.59%	11,622.54
100-10-5780 Tax Note	0.00	0.00	0.00	0.00%	0.00
100-10-6008 Equipment	0.00	0.00	0.00	0.00%	0.00
Administration Totals	<u>56,170.76</u>	<u>213,671.80</u>	<u>509,479.00</u>	<u>41.94%</u>	<u>295,807.20</u>

<b>100 - General Fund</b>	<b>Police</b>	Current Month Actual	YTD Actual	Annual Budget	% Budget Used	Budget Remaining
100-20-5002	Certification Wages	346.14	1,730.70	7,200.00	24.04%	5,469.30
100-20-5003	Police Officer Wages	7,924.80	39,624.00	105,363.00	37.61%	65,739.00
100-20-5004	Sergeant	4,422.40	22,112.00	57,500.00	38.46%	35,388.00
100-20-5007	Overtime Wages	0.00	5,880.37	15,000.00	39.20%	9,119.63
100-20-5008	Vacation Buy Back	0.00	4,845.37	5,500.00	88.10%	654.63
100-20-5014	Police Chief Salary	5,769.24	28,846.20	75,000.00	38.46%	46,153.80
100-20-5018	Longevity Pay	0.00	990.00	990.00	100.00%	0.00
100-20-5020	Retirement - TMRS	2,841.40	15,959.18	39,762.00	40.14%	23,802.82
100-20-5023	FICA	267.70	1,508.39	5,000.00	30.17%	3,491.61
100-20-5025	Health and Dental	9,075.90	24,656.62	37,604.00	65.57%	12,947.38
100-20-5029	Workers Compensation	0.00	3,895.66	10,000.00	38.96%	6,104.34
100-20-5030	Unemployment Benefits	166.16	0.00	0.00	0.00%	0.00
100-20-5084	Auto Maint/Repair/CarWash	166.39	629.96	8,000.00	7.87%	7,370.04
100-20-5128	Cell Phone Charges	323.12	1,615.06	4,200.00	38.45%	2,584.94
100-20-5134	Child Safety	0.00	0.00	0.00	0.00%	0.00
100-20-5145	Computer Maintenance	1,155.00	7,840.28	15,000.00	52.27%	7,154.72
100-20-5172	Criminal Invest & Background	0.00	35.96	2,000.00	1.80%	1,964.04
100-20-5204	DCSO Communications Contract	0.00	528.98	6,758.00	7.83%	6,229.02
100-20-5205	DCSO Support Contract	0.00	0.00	500.00	0.00%	500.00
100-20-5208	Dues & Memberships	234.00	234.00	1,000.00	23.40%	766.00
100-20-5264	Fuel & Lubricants	375.33	2,121.44	11,000.00	19.29%	8,878.56
100-20-5334	Insurance - Auto	0.00	835.99	3,000.00	27.87%	2,164.01
100-20-5336	Insurance - Police Liability	0.00	1,532.61	2,500.00	61.30%	967.39
100-20-5337	Insurance - Property & Liability	0.00	831.76	2,000.00	41.59%	1,168.24
100-20-5420	Motorola Solutions	0.00	0.00	0.00	0.00%	0.00
100-20-5479	Operations and Supplies	287.91	1,156.59	4,000.00	28.91%	2,812.09
100-20-5647	Small Equipment Purchase/Repa	0.00	963.00	2,500.00	38.52%	1,537.00
100-20-5717	Travel & Training	0.00	250.00	1,000.00	25.00%	750.00
100-20-5726	Uniform & Apparel Expense	0.00	1,752.71	3,500.00	50.08%	1,747.29
100-20-5785	Vehicle Replacement Fund Trans	0.00	0.00	0.00	0.00%	0.00
100-20-6008	Equipment	0.00	0.00	0.00	0.00%	0.00
<b>Police Totals</b>		<u>33,355.49</u>	<u>170,376.83</u>	<u>425,877.00</u>	<u>40.01%</u>	<u>255,500.17</u>

<b>100 - General Fund</b>	<b>Municipal Court</b>	Current Month Actual	YTD Actual	Annual Budget	% Budget Used	Budget Remaining
100-30-5015	Court Clerk Salary	595.75	6,521.00	32,000.00	20.38%	25,479.00
100-30-5020	Retirement - TMRS	91.69	1,003.58	4,925.00	20.38%	3,921.42
100-30-5023	FICA	8.64	25.77	1,274.00	2.02%	1,248.23
100-30-5030	Unemployment Benefits	0.00	0.00	0.00	0.00%	0.00
100-30-5421	Municipal Court Expenses	450.00	4,650.00	6,000.00	77.50%	1,350.00
Municipal Court Totals		<u>1,146.08</u>	<u>12,200.35</u>	<u>44,199.00</u>	<u>27.60%</u>	<u>31,998.65</u>

<b>100 - General Fund</b>	<b>Transfers</b>	Current Month Actual	YTD Actual	Annual Budget	% Budget Used	Budget Remaining
100-90-5713	Transfer to Street Fund	0.00	0.00	452,908.00	0.00%	452,908.00
100-90-5714	Transfer to Reserve Fund	0.00	0.00	0.00	0.00%	0.00
100-90-5720	Transfer to Economic Developm	29,733.81	69,814.23	175,000.00	39.89%	105,185.77
100-90-5721	Transfer to Vehicle/Equip Replac	0.00	0.00	16,400.00	0.00%	16,400.00
100-90-5780	Tax Note	0.00	0.00	0.00	0.00%	0.00
100-90-5999	Transfers Out	0.00	0.00	0.00	0.00%	0.00
	Transfers Totals	<u>29,733.81</u>	<u>69,814.23</u>	<u>644,308.00</u>	<u>10.84%</u>	<u>574,493.77</u>
	Expense Totals	<u><u>120,406.14</u></u>	<u><u>466,063.21</u></u>	<u><u>1,623,863.00</u></u>	<u><u>28.70%</u></u>	<u><u>1,157,799.79</u></u>